

Summer 2022



Dear Incoming 8<sup>th</sup> Grade Student,

We look forward to you being enrolled in the upcoming school year at Calvary Academy middle school. You will be responsible to complete **two book readings** during the summer.

**BOOK 1:** Read **Tales of Greek Heroes** by Roger Lancelyn Greene over the summer; you will be writing an essay during the first full week of Language Arts class on this book.

**BOOK 2:** Read one of the books below and select 1 of the 2 options below this list to present evidence of reading the book.

**8<sup>th</sup> Grade:**

1. **Girls Choices (select ONE from this genre of Historical Fiction/Nonfiction): \***

(Summer project requirements for these books can be found on the website under Current Families>Documents & Forms>Required Reading)

a. **Before We Were Free \***

Julia Alvarez

b. **Between Shades of Gray \***

Rupa Sepetey

c. **Hang a Thousand Trees with Ribbons – The Story of Phyllis Wheatley \***

Anne Rinaldi

1. **Boys Choices (select ONE from this genre of Historical Fiction/Nonfiction): \***

(Summer project requirements for these books can be found on the website under Current Families>Documents & Forms>Required Reading)

a. **Gifted Hands – The Ben Carson Story \***

Greg and Debra Shaw Lewis

b. **Prisoner B-3087 \***

Alan Gratz

c. **The Boy Who Dared \***

Susan Campbell Bartoletti

**Option #1: T-Shirt Book Report Project**, see attached guide sheet and rubric, or view it here. You would just bring it to school, not wear it. <https://1.cdn.edl.io/zqspfaslfsVcBnAqQHhQs74mVjffF0i0N6N7hGW8MvYBq9WO.pdf>

**Option #2: Diary:** Create a diary - telling the story, **not** from the main character's perspective but from a minor character's point of view. Example...for Witch of Blackbird Pond you may select Prudence, Hannah, Mercy, Nat, or any other character other than Kit. Use the **attached "Building Blocks of Plot" diagram** to guide your writing. Your diary entries must include all the elements of the story, exposition (characters, setting, conflict), rising action, climax, falling action and resolution. This project needs to read like a diary so include a good character description of yourself and the other characters of the story so we can better understand the plot from your character's point of view. You must have a minimum of 10 entries, approx. 7-10 sentences for each entry (double spaced, 12 font, Times New Roman.)

**Your project must be turned in by the first Friday of school.**

Have a blessed summer.

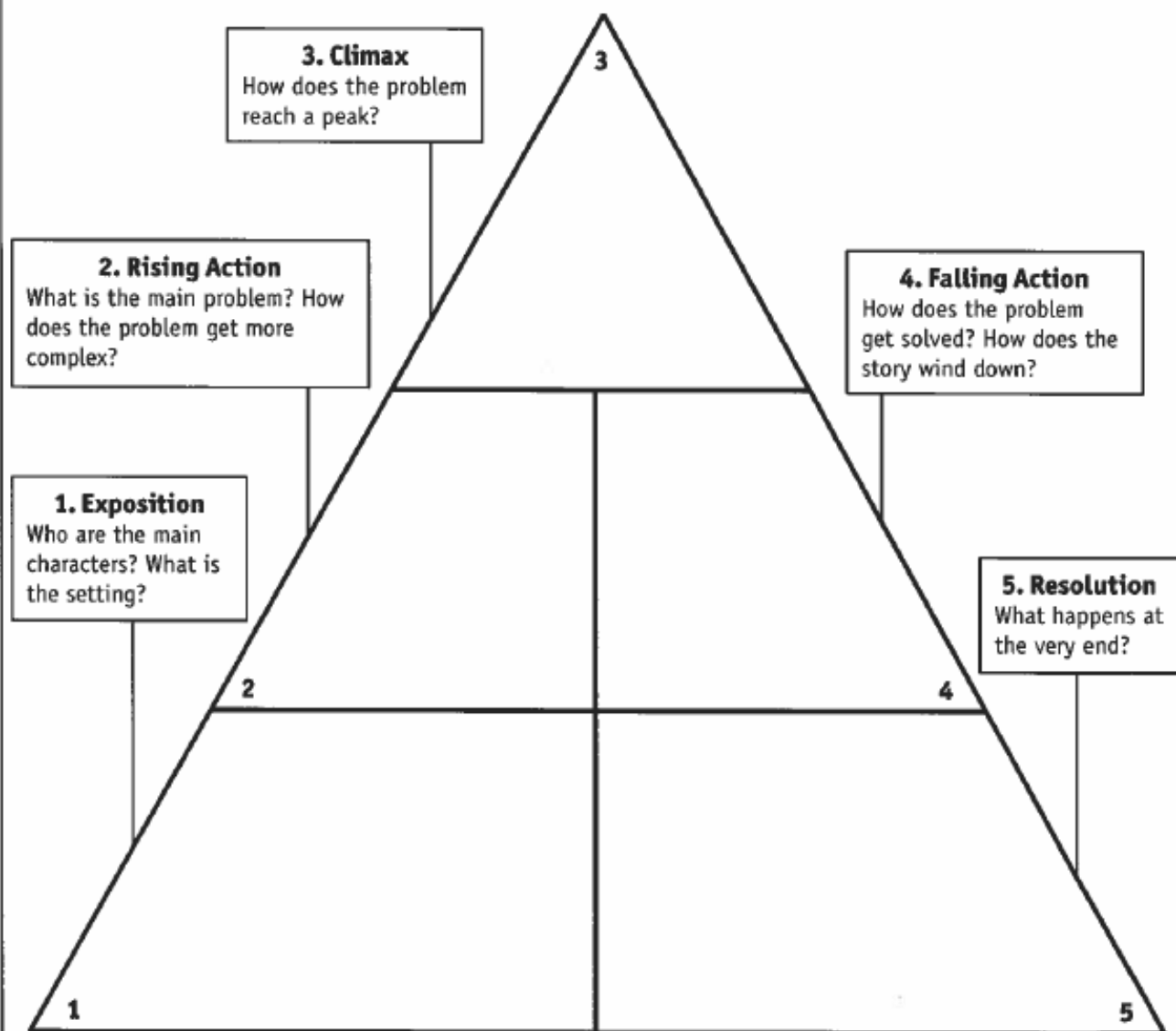
In His Service,  
Stephanie Cruz  
Principal

**SKILL: Understanding Plot**

# Building Blocks of Plot

Every story is different, but most stories follow a similar pattern. In the exposition, we meet the characters and learn about the setting. Then the plot thickens—the main problem is introduced and things get more complicated during the rising action. The climax of the story happens before things wind down during the falling action. Then comes the resolution, when the problem is straightened out (or not) and the story ends. These different parts of a story are known as “plot points.”

**Directions:** Each block in the pyramid below is one part of the plot of the story you are reading. In each block, write the answer to the question. When you’re done, you’ll see the main plot points of the story.



# T-SHIRT Book Report Project

**\*\*Be ready to wear your next book report project!\*\***

This book report will be represented on a t-shirt.

FUN, FUN!! Your parents may help with the design; however, you have to write the report. Make sure to follow ALL steps and look at all the pages. Most importantly, refer to the rubric for scoring! ☺

## Things to Do:

- Choose a plain t-shirt of any color.
- Write on the shirt, add pictures, glue things onto it that represent the book. Your t-shirt must include:

- ① **Front:** The front of the shirt should be a replica of the book cover OR what you think should represent the book cover. Make sure to include the title and author!
- ② **Right Sleeve:** Main and supporting characters, including a graphic of the main character
- ③ **Left Sleeve:** Setting and problem, including a graphic of the main setting
- ④ **Back:** Use words and graphics to illustrate your favorite scene in the book. Also, include your favorite quote!
- ⑤ **Summary (Back):** Write a summary of the book that also includes your opinion of the book.

- Practice your **Book Talk** to present in front of the class. (1-3 min. presentation) ☺
- Bring your book, Book Report Packet, & your shirt

**\*\*Refer to Rubric to include ALL elements required\*\***

**\*\*See other pages for more details\*\***

**Due:**

**!!**


**GET CREATIVE!!**




Name: \_\_\_\_\_

Date: \_\_\_\_\_

# YOUR PLANNING SKETCH



Front



Back

**Front:** The front of the shirt should represent the book cover. Include the title and author.

**Right Sleeve:** Main and supporting characters, including a graphic of the main character

**Left Sleeve:** Setting and problem, including a graphic of the main setting

**Back:** Use words and graphics to illustrate your favorite scene in the book. Include your favorite quote.

**Summary (Back):** Write a summary of the book that also includes your opinion of the book.

Name: \_\_\_\_\_

Date: \_\_\_\_\_

## T-SHIRT BOOK REPORT PROJECT

**Front:** The front of the shirt should be represent the book cover; include the title and author.

**Right Sleeve:** Main and supporting characters, including a graphic of the main character

**Left Sleeve:** Setting and problem, including a graphic of the main setting

**Back:** Use words and graphics to illustrate your favorite scene in the book. Include your favorite quote!

**Summary (Back):** Write a summary of the book that also includes your opinion of the book.

**\*\*The following will help with designing your T-shirt and to prepare for your BOOK TALK. ☺**



Title: \_\_\_\_\_

Author: \_\_\_\_\_

What did you illustrate on the front of your t-shirt to replicate/represent the book cover?



Who are the main and supporting characters in this book?



What is the main setting and problem of your book?





What is your favorite scene from this book?

What is your favorite quote?






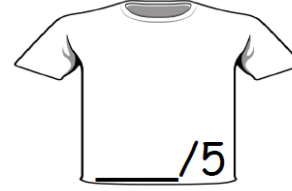


Write the summary of this book (plot) that also includes your opinion of this book:

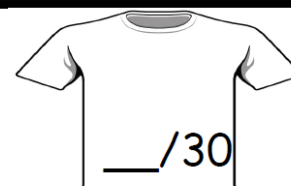
Summary Continued.....



# T-SHIRT BOOK REPORT RUBRIC

Project Elements	Points	Comments
<b>Front of Shirt:</b> Includes an illustration, title of the book, and author's name. The illustration replicates or represents the book cover. It is neat and there is evidence of effort.	 ____/5	
<b>Right Sleeve:</b> Includes a small photograph or drawing of the main character. The main character and supporting characters are named.	 ____/5	
<b>Left Sleeve:</b> Includes a small graphic of the main setting that is clear. The setting and the problem are described.	 ____/5	
<b>Back of Shirt:</b> Includes a scene from the book that includes characters, setting, and a memorable event (favorite part). There is a description of the event. Included is a favorite quote!	 ____/5	
<b>Back of Shirt:</b> Summary is well-written and includes all important aspects of the story (plot). Student opinion of this book was also included.	 ____/5	
<b>Book Talk:</b> There is clear evidence of preparation and practice. The presentation includes all the required areas of the t-shirt book report. Student voice is clear and audible. Eye contact is present.	 ____/5	

## FINAL SCORE



**\*\*Make sure to turn in ALL pages for the T-Shirt Book Report including this RUBRIC on the DUE DATE\*\***